

# The Netherlands: Land of Dairy



## Dutch dairy statistics

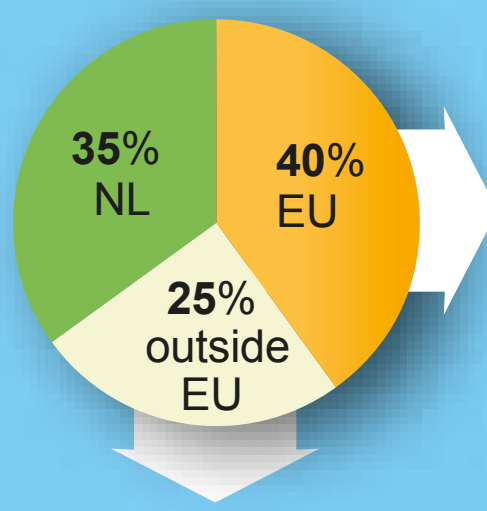
- 57 dairy plants
- 15 thousand dairy farms
- 1.6 million dairy cows
- 1.1 million ha. of grassland and maize (26% of the Netherlands)
- 47 thousand jobs in dairy farming and milk processing industry



## Dairy plants: output by product

- |   |                     |
|---|---------------------|
| Animal feed                                 | Drinking milk       |
| Butter and butter products                  | Fresh milk products |
| Cheese                                      | Infant nutrition    |
| Condensed milk                              | Medical nutrition   |
| Dairy ingredients (including whey products) | Milk powder         |

## Dairy markets



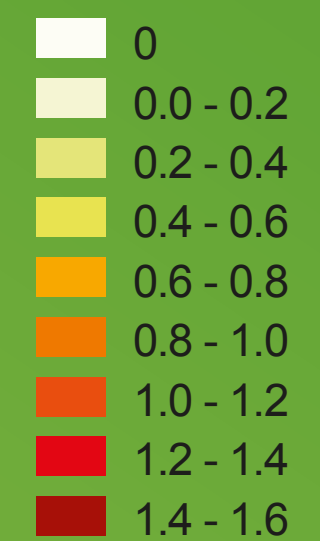
**Biggest EU markets:**

- Germany
- Belgium
- France

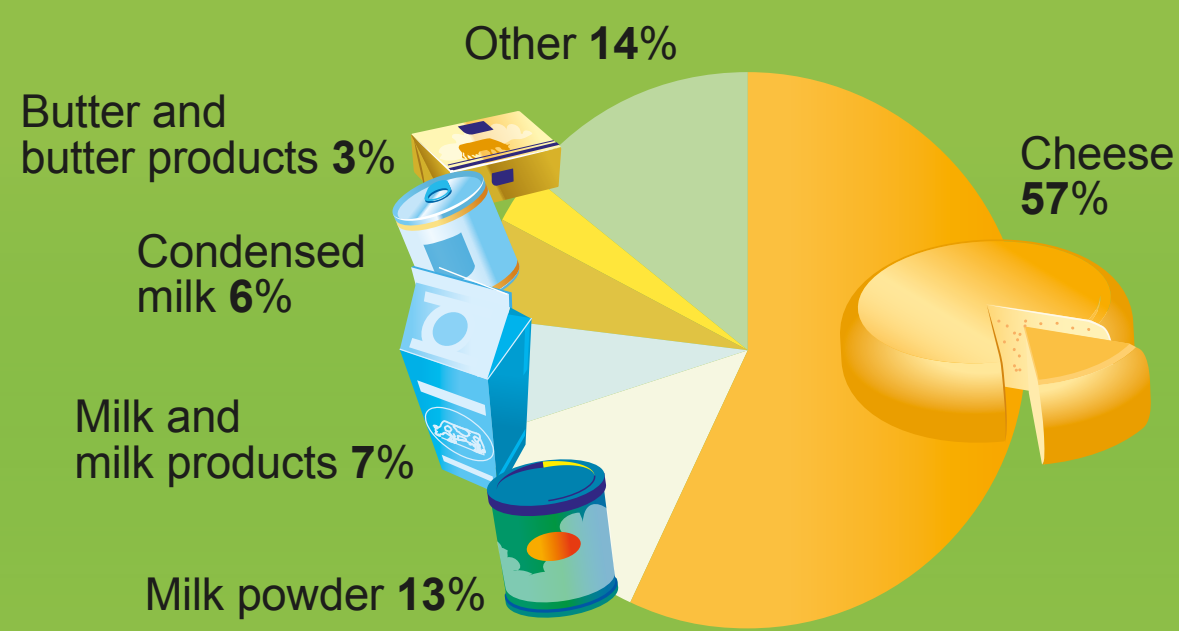
**Biggest markets outside EU:**

- China
- USA
- United Kingdom


## Dairy cows per hectare per municipality



## Milk processing



## Dairy exports



## Export revenues

Annual dairy export value: € 8.0 billion.

€ 8.0 billion

Contribution to trade surplus: 7%

## Dairy cows and milk yield

In 2021 Dutch milk production was 14 billion kg, around 15 Olympic-sized swimming pools per day.

