



Praised
for excellence




Dairy is part of
a healthy diet

DUTCH DAIRY AT A GLANCE



Advanced monitoring systems
throughout the chain



Ideal soil and
climate conditions

Milk is good for...

Vitamin A

Calcium
Phosphorus

Protein

WHAT
A BODY
NEEDS!


Calcium
Phosphorus
Protein

Vitamin B12






1.5 MILLION
dairy cows




13.4 THOUSAND
dairy farms




52
dairy plants



49 THOUSAND
fte in the dairy sector



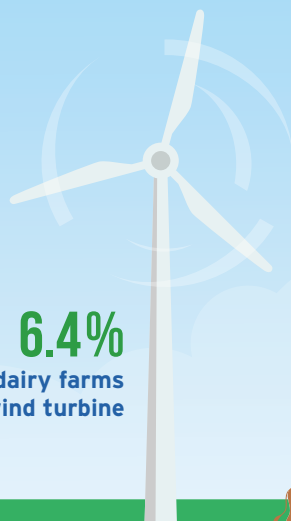
70% of dairy farms
have solar panels



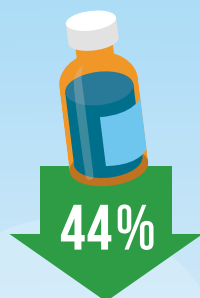
78.2% of dairy farms practise
some form of grazing



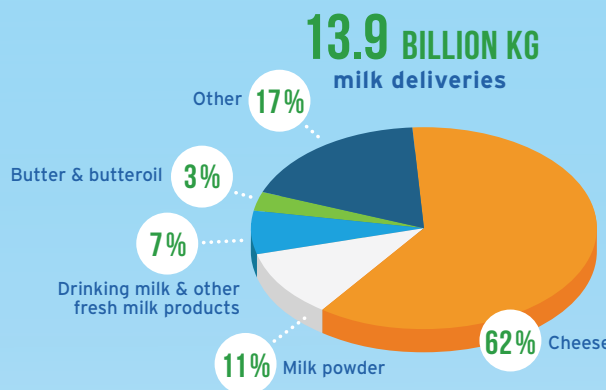
100%
RTRS-certified soy
in compound feed



6.4%
of dairy farms
have a wind turbine



less antibiotic use
in 2024 compared
to 2009



Export value
APPROX. €12 BILLION
Including EU trade

Where does dairy go from the Netherlands?

Based on production, imports and exports
(in % milk equivalent)



75% WITHIN
THE EU | OF WHICH IN
THE NETHERLANDS **40%**

1. Germany
2. Belgium
3. France



25% OUTSIDE
THE EU

1. China
2. United States
3. United Kingdom



6% contribution to the Dutch trade balance



Extensive publication
DUTCH DAIRY IN FIGURES